

Asian Shore Crab & Brush Clawed Crab

Species Description

Scientific name: *Hemigrapsus sanguineus* (Asian shore crab) & *Hemigrapsus takanoi* (brush clawed crab)

Native to: North West Pacific coast; China (Hong Kong) Taiwan, Korea, Russia, and Japan.

Habitat: *H. sanguineus*: Range of estuarine and marine habitats, within intertidal or shallow subtidal zones.

H. takanoi: Muddy sediment in the intertidal areas of mudflats, estuaries, harbours, lagoons and sheltered bays.

Small crabs with a square carapace (shell) that has three distinct 'teeth' on each side. These teeth are more acutely pointed in *H. sanguineus* than *H. takanoi*. Both species are variable in colour from orange-brown to greenish-black. Carapace can be up to 4.5 cm across in *H. sanguineus* and up to 2.5 cm in *H. takanoi*. Both species have distinctly white claws. Females and juvenile males can be more difficult to distinguish.

H. sanguineus usually has dark purple, red or brown spots on the upper side of pincers, distinctive banding on the walking legs, and large males have a fleshy bulb at the pincer base. Typically found on exposed rocky shores but also in soft sediments under the shelter of rocks or shells, artificial structures, mussel beds and oyster reefs.

H. takanoi has tiny dark spots on carapace, legs and claws (never on the abdomen) and adult males have a small patch of yellow-brown fuzzy growth on the claws. Tend to occupy low energy, sheltered sites and are found under boulders and other hard structures.

A single specimen of *H. sanguineus* has been reported from Glamorgan, Wales and another from Kent, England in May 2014. A specimen of *H. takanoi* was recorded on the Medway Estuary in August 2014. Both species may compete with native crab species, and are potential predators of shellfish.


For details of legislation go to www.nonnativespecies.org/legislation.

Hemigrapsus sanguineus
(Asian shore crab)




Key ID Features

Hemigrapsus sanguineus



Hemigrapsus takanoi



Both species have a finely striated suborbital stridulation organ (crest below each eye).

In *H. sanguineus* this is undivided, in *H. takanoi* this is divided into three unequal parts.

H. sanguineus




H. takanoi



Similar Species

Most crabs likely to be found on the shore in GB have more than three teeth on either side of carapace and are not square shaped. An exception is *Pachygrapsus marmoratus* (another non-native species), which can be differentiated from both species by its marbled colouration and spiny projection on the first segment of the claw.




Distribution

Several specimens of *H. sanguineus* have been reported from Jersey and Guernsey since 2009 and specimens were reported from Glamorgan, Wales and Kent, England in May 2014. A specimen of *H. takanoi* was recorded on the Medway Estuary in August 2014.

Hemigrapsus sanguineus

Source: NBN Gateway. Check website for current distribution.



References and further reading:

Charles E. Epifanio, *Invasion biology of the Asian shore crab Hemigrapsus sanguineus: A review*, Journal of Experimental Marine Biology and Ecology, Volume 441, March 2013, Pages 33-49, ISSN 0022-0981, <http://dx.doi.org/10.1016/j.jembe.2013.01.010>.